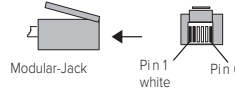

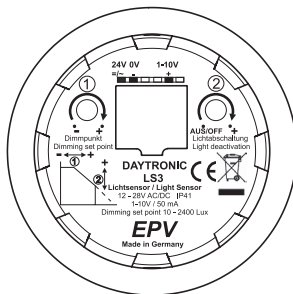


Technical Data

Power Supply, Power Consumption	1-10V Interface	Ambient Temperature	IP	Connection Pin Assignment	Dimming Speed	Light Range
12-24V DC max. 15 mA at 18 V (0.27 W)	max. 50 mA max. cable length 100 m	0 – 50° C (Indoor)	41	RJ12 Plug Pin 1: Power Supply Pin 2: 0 V Pin 3: vacant Pin 4: do not use Pin 5: + 1-10 V Pin 6: vacant	from dark to bright: approx. 30 seconds from bright to dark: approx. 60 seconds	approx. 10 - 2400 Lux



Function



Scope of delivery
1x DAYTRONIC LS3
1x Cabel Adapter KA2
(101947)

This light sensor LS3 measures the room light level and provides a voltage between 0V and 10V for daylight harvesting applications. If the total level of daylight and artificial light rises, the voltage at the output goes down. If an adjustable lightlevel is reached the LS3 can switch off (0V at the output). Two potentiometers at the rear of the enclosure enable adjustment of the dimming set point and light deactivation point.

Settings

Dimming Set Point Adjustment



If the measured light value exceeds this set point, the dimming of the artificial light begins.

Adjustment towards - moves the set point to lower light level.
Adjustment towards + moves the set point to higher light level.

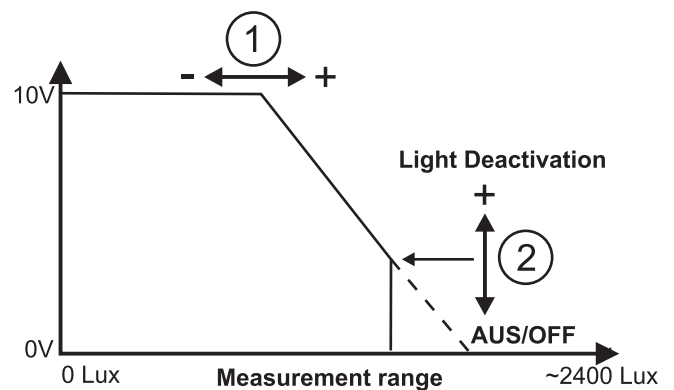
Light Deactivation Adjustment



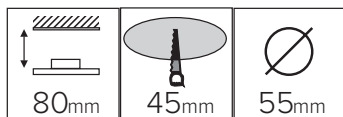
Adjusts the light value at which the output drops to zero (max dimming).

When used with DIMMTRONIC M1000/3.3 or 5.3: Please note, if this function is used, the minimum adjustment on the dimmer needs to be set to "zero" (turned to left stop).

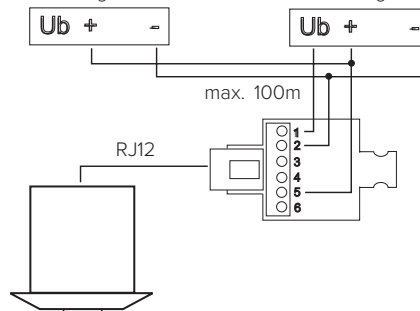
Dimming Set Point




Installation Options & Accessories



Connection example via cable adapter KA2
Connection to EPV DIMMTRONIC M1000/3.3 Dimmer 1 e.g. M1000/3.3
Dimmer 2 e.g. M1000/5.3



The installation location should be at least 2m away from windows. The light sensor has to be mounted vertically towards the floor or work area. In case of intensive side light and lots of glare, the adjustable pull-out shading device around the sensor should be used.



Accessories

Product-No. 879200

DRDPAF-1KW
1000W Fase dimmer DINrail